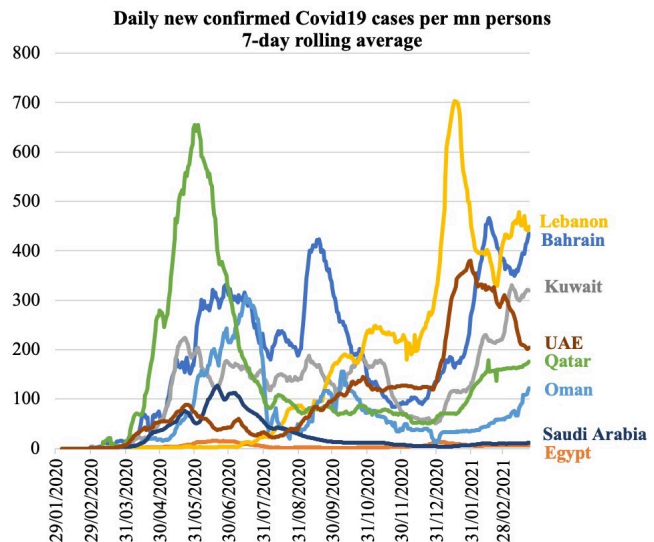
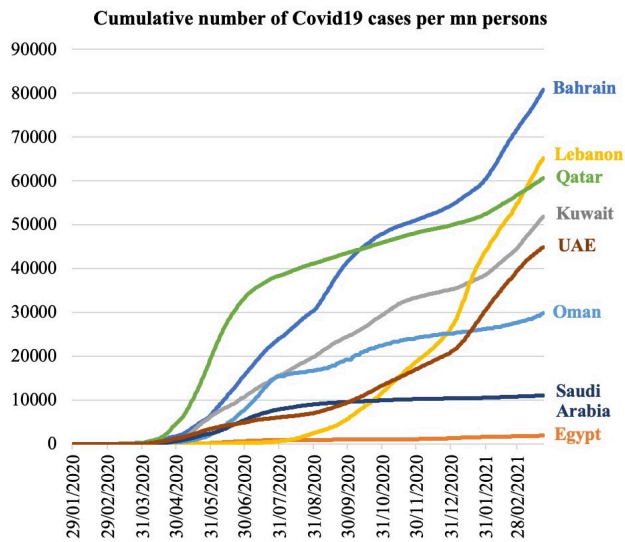


Weekly Insights 25 Mar 2021: Will the Middle East's vaccination efforts lead to a faster recovery in travel & hospitality?

Download a PDF copy of this week's insight piece [here](#).

Chart 1. Covid19 cases in the Middle East continue to rise at a varied pace

- The **GCC nations account for one-fourth of the cases in the MENA region**. On a per million basis, cumulative Covid19 cases are high in Bahrain and Lebanon. The **total number of confirmed cases have doubled in 72 days in Lebanon, 76 days in UAE** and 267 days in Saudi Arabia (vs global average of 117 days).
- **Where Covid19 cases are still high, economic activity will be relatively softer in Q1 2021**. Many nations, including the UAE, saw an uptick after the December end-of-the-year holidays. Saudi Arabia and Egypt are faring better in spite of the recent increase in cases.

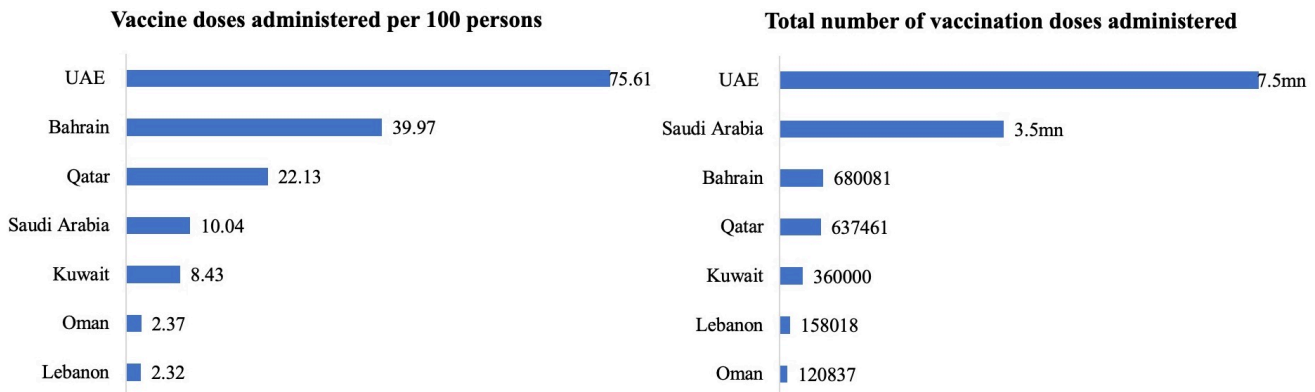


Source: Our World in Data. Charts created by Nasser Saidi & Associates. Data is as of Mar 23, 2021.

ll life return to normal after vaccination? Pays not to be complacent

- The **vaccination rollout is expected to reduce the pace of number of new infections.**
- The UAE, which has one of the fastest rollouts of the vaccines globally, has seen a significant reduction in infections.
- Though breakdowns by age or hospitalizations are not available in the UAE, improvements for the vaccinated elderly population was a clear result in the case of both UK and Israel – the closest to UAE in terms of vaccine rollout numbers.
- **Last week, UAE announced that vaccines had been administered to 70.21% of the elderly and people with chronic conditions and to over 50% of the population.** For now, extra precautions are still being adhered to in the UAE (its stringency index is close to 55) with Ramadan around the corner.
- With cases ticking up in neighbouring India (test positivity rates are now doubling every five days in several states) due to a new variant with two mutations and easing of lockdown restrictions, and Europe's delayed vaccine rollouts amid rising case of infections, it would be **prudent for the UAE to remain cautious till**

herd immunity is achieved (given its relative openness).

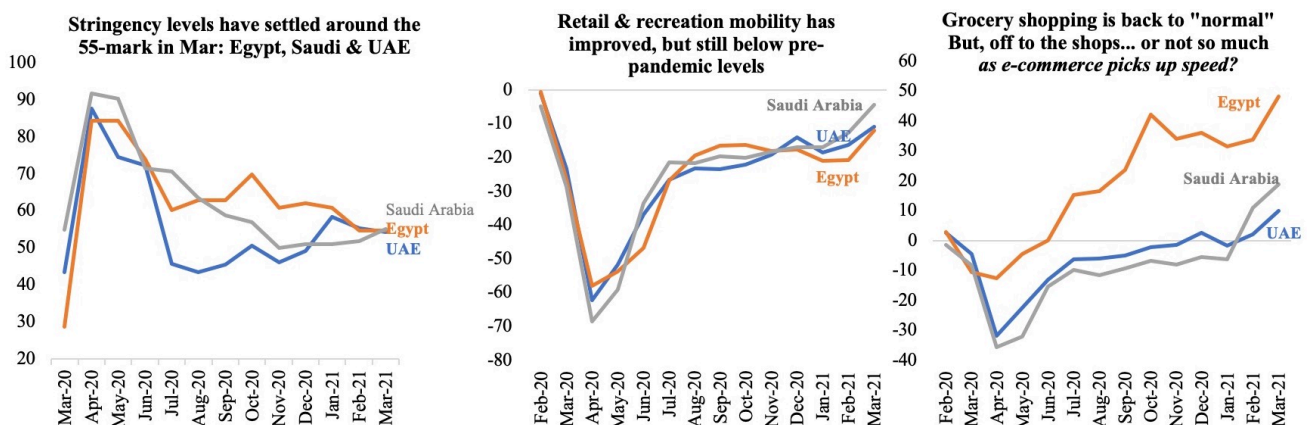


Source: Our World in Data. Charts created by Nasser Saidi & Associates. Data is as of Mar 24, 2021 for all except Kuwait (Mar 8th) and Oman (Mar 22).

C
h
a
r
t
3

With the Stringency Index near the half-way mark, mobility has been improving

- **Mobility – a proxy for economic activity – has improved across the board from pandemic lows.**
- Mobility indicators indicate a strong negative relation with the Stringency Index: the tighter the government-imposed restrictions, the stronger is the observed reduction in mobility. Stringency index is around 55 in the case of Egypt, Saudi Arabia and the UAE.
- While **retail and recreation mobility remains below pre-pandemic levels given the restrictions on capacity**, grocery shopping seems to have gone back to pre-Covid levels in Egypt though not as much in UAE and Saudi Arabia – potentially a result of the rise in e-commerce offerings in this space.



Source: Our World in Data (Stringency Index), Google Mobility reports (latest: March 21, 2021). Charts created by Nasser Saidi & Associates.

C
h
a
r
t
4

Hotel occupancy levels supported by domestic tourism and few

travel corridors

- **Middle East's hotel occupancy rates were the highest on a rolling 7-day average ending with 7 Feb** (50.4%) as residents opted for domestic tourism vs international travel (STR Global).
- As can be seen from the chart, a **brake was applied on China's fast-paced recovery** with this year's wave of Covid19 cases, which also affected the busy Chinese New Year travel period.
- The **Middle East & UAE** saw **total-year hotel occupancy & revenue per available room levels fall to all-time lows** in 2020.
- The **performance towards end of the year was closer to pre-pandemic levels**, thanks to the New Year holidays and ease in restrictions (including travel corridors). Dubai posted a 76% occupancy level in the week ending Jan 3rd, followed by Al Khobar & Dammam (72%), Abu Dhabi and Jeddah (at 62%)
- **Markets that are likely to see faster paced recovery are UAE and Saudi Arabia**, given government initiatives and policy support
- **UAE** will be helped by its relatively lower stringency levels, hosting of the Expo later this year as well as its recent announcement of multi-entry visit visas. Rollout of the IATA Travel Pass/ digital health passports will support recovery. Vaccine tourism is also a possibility.
- **Saudi Arabia** will benefit, with its relatively low number of cases, as it resumes religious tourism alongside its ambitious tourism plans (186 projects/66,866 rooms were in the construction pipeline at end-2020).

Middle East tops global occupancy charts

Absolute rolling 7-day occupancy % to Feb 7, 2021



Source: STR Global.

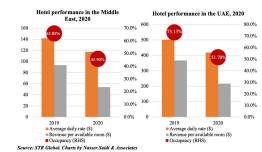
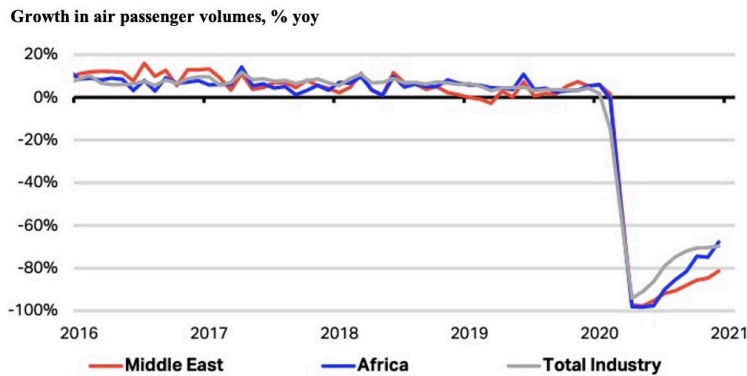


Chart 5. Passenger traffic likely to remain subdued; but with some silver

linings

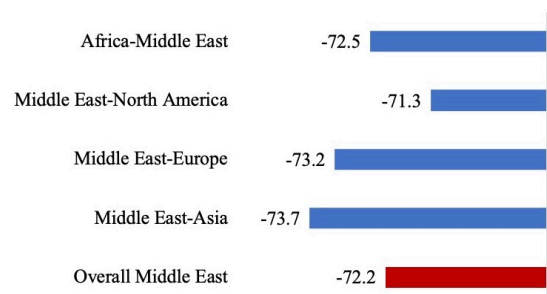
- Air travel has been **negatively impacted by the new round of travel restrictions**. Asia has the most stringent controls related to air travel (closed to many regions) & the Middle East the least (quarantine for arrivals for high-risk regions).
- **Passenger activity in the Middle East was 72.2% yoy lower in 2020**; in Jan, it was 82.3% lower than pre-crisis Jan 2020. A breakdown by routes show the sharpest drop in the Middle East-Asia sector last year (-73.7%)
- **As vaccinations increase in the Middle East, the demand for international travel will pick-up, given pent-up desire to travel and high individual savings rate**
 - Given the expat population in the region, **travel to “leisure” destinations** is likely to pick up (so long as their source nations are still under pressure from Covid19 cases). Anecdotal evidence points to UAE residents opting to visit Seychelles and Maldives during the upcoming school break (India is facing a new wave of Covid cases, UK has a mandatory hotel quarantine etc...)
 - There is also a **potential of increased visits from grandparents**: being the first ones to get vaccinated, evidence already shows an uptick in

airline bookings among the 65+ year olds in the US making up for missed family visits during 2020. Likely to benefit the Middle East nations, especially the UAE.



Source: IATA Economics

Middle East airlines air passenger volumes, 2020, in revenue passenger kilometers (% yoy)



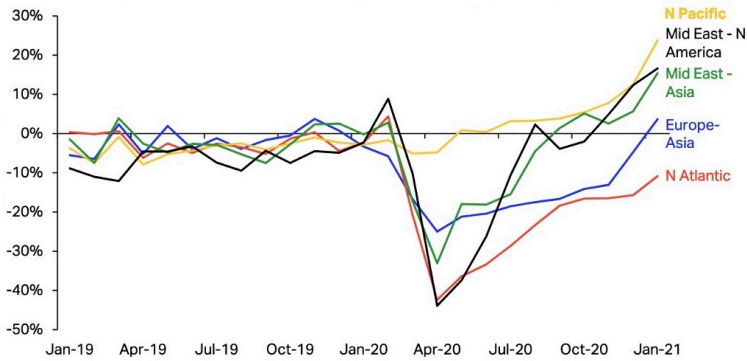
C
h
a
r
t
6

. Air cargo levels rebound to pre-pandemic levels; UAE hubs support vaccine deliveries

- A recovery in export orders from Covid19 lows implies that the recovery in air cargo services has rebounded much faster vis-à-vis passenger traffic. However, **lack of capacity** (-18.7% yoy in Nov-Jan) is still a constraint.
- Middle East-North America and Middle East-Asia are two of the strongest trade lanes globally.
- Middle East's volumes (measured by cargo tonne km flown) regained pre-crisis levels in Jan, with CTks 2.2% yoy higher than Jan 2019.
- Though cargo revenues are growing stronger, these are unlikely to offset the loss of passenger revenues.
- **UAE's Emirates SkyCargo** has flown more than 27,800 cargo flights to deliver medical and food supplies to communities hit by Covid19. It also signed an agreement with UNICEF in Feb to transport critical supplies like Covid19 vaccines, medicines and medical devices.
- In Mar, **Abu Dhabi Ports and the Hope Consortium revealed the largest vaccine distribution centre in the Middle East** – a 19k square metre temperature-controlled warehouse with a capacity to hold 120mn+ vaccines –

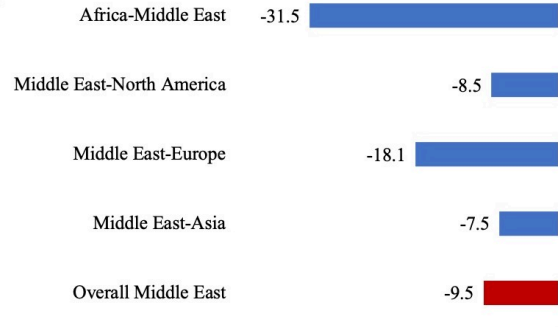
which serves as a hub for vaccine distribution in the MENA, Africa and South Asia.

Cargo tonne km flown by region segment, % yoy



Source: IATA Economics

Middle East airlines air cargo volumes, 2020, in cargo tonne kilometers (% yoy)



P
o
w
e
r
e
d

by:

