

# Weekly Insights 11 Nov 2020: PMIs & Recovery (?) Indicators in the Middle East/ GCC

Download a PDF copy of this week's insight piece [here](#).

## PMIs & Recovery (?) Indicators in the Middle East/ GCC: A pictorial representation

### Chart 1: PMIs in the Middle East/ GCC

PMIs in the Middle East/ GCC have not kept pace with the increases seen across the US/ Europe/ Asia post-lockdown. Non-oil sector activity has been subdued given sector composition, a majority of which are still negatively impacted by the outbreak: tourism, wholesale/ retail & construction. Job cuts continue as part of overall cost-cutting measures & business confidence remains weak.

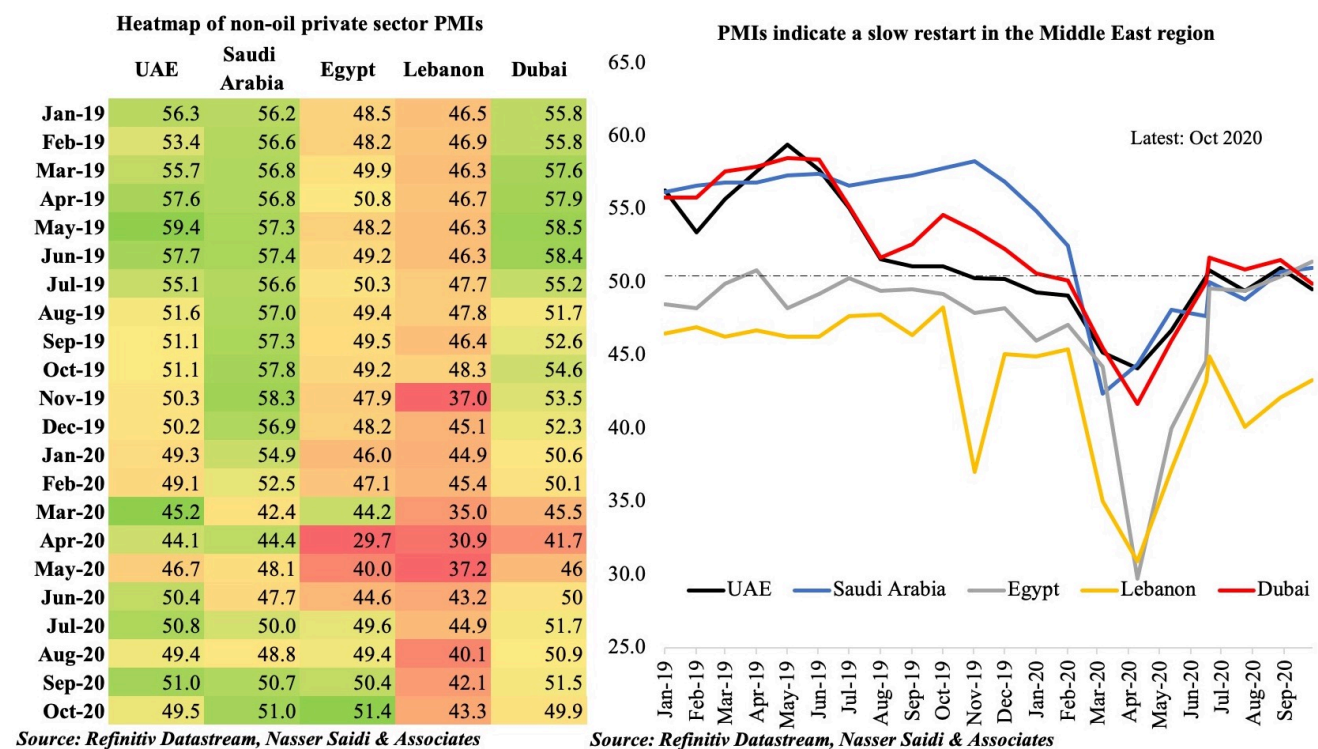


Chart 2: String

ency Index & Mobility

Most economies in the Middle East are re-opening in phases, with restricted lockdowns where cases are surging. The UAE remains one of the most open (least stringent) nations in the region.

However, when it comes to mobility, the UAE seems to be a few steps behind its regional peers. This seems to be in line with a recent McKinsey finding that countries focused on keeping virus spread near zero witnessed their economies moving faster. So, ending lockdowns and reopening the country is not sufficient for resumption of economic activity. Another potential reason could be that increased use of e-commerce is leading to less footfall in retail and recreational facilities.

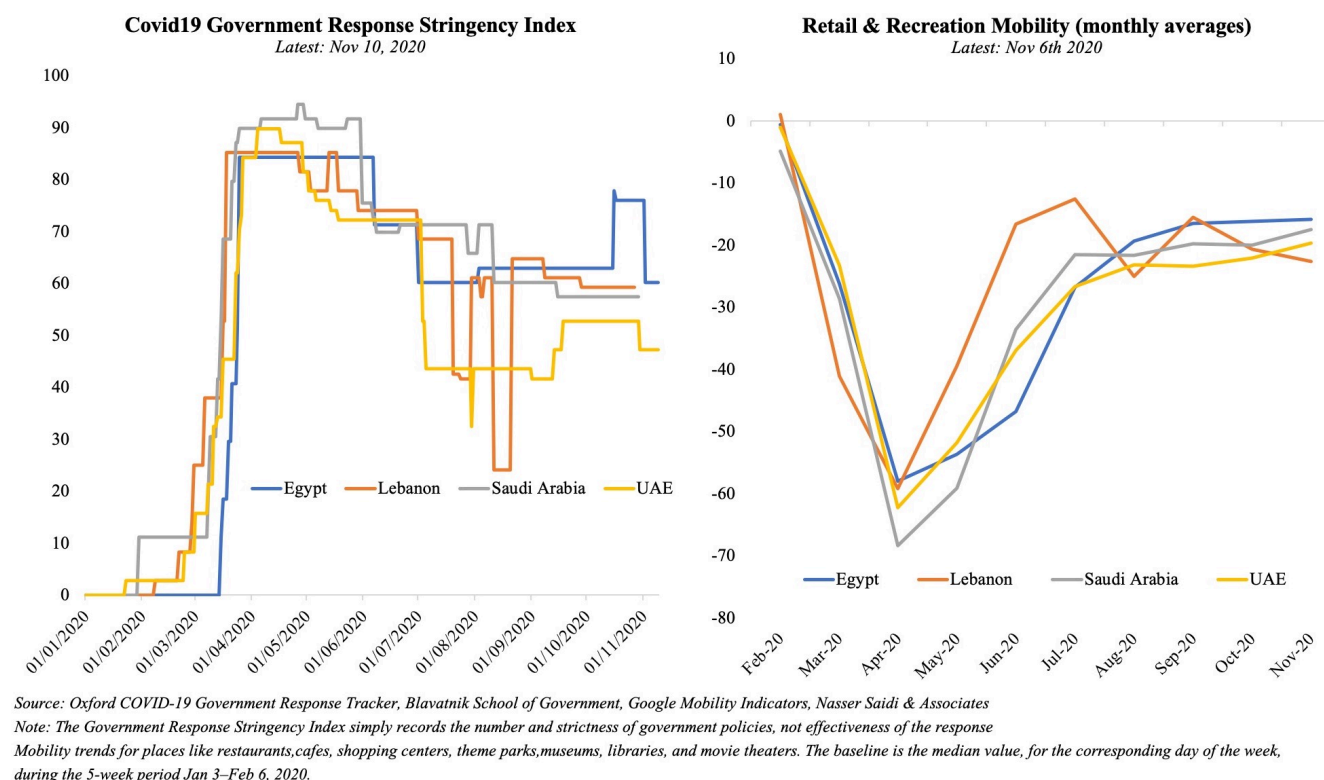


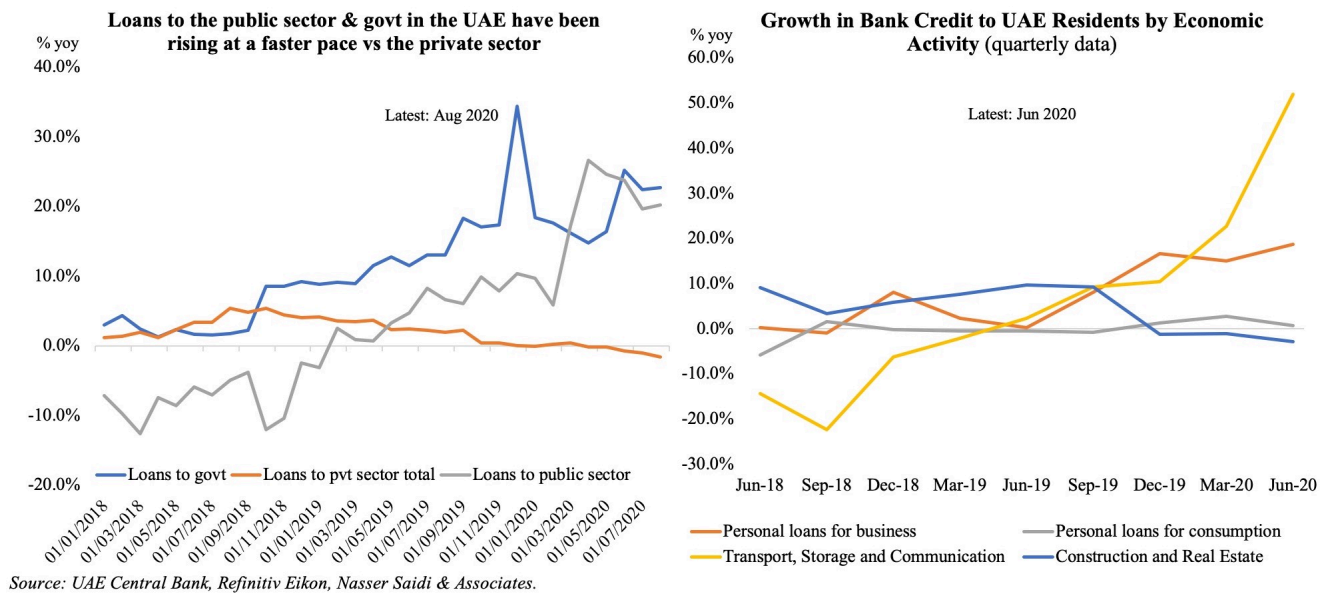
Chart 3: Indicators

## tors of economic activity in the UAE

Last week, the UAE central bank disclosed that its Targeted Economic Support Scheme directly impacted more than 321k beneficiaries including 310k distressed residents, 1,500 companies and 10k SMEs. The overall pace of lending to GREs (+23% yoy during Apr-Aug 2020) and the government (+20.3%) have outpaced lending to the private sector (-0.7%).

UAE banks still lent most to the private sector (70.1% of total as of Aug 2020 vs. 76% in end-2018 and 72% in end-2019),

while the public sector & government together account for close to 30% of all loans in Aug 2020 (vs. 25% a year ago). Breaking it down by sector, there has been upticks in credit to both transport, storage and communication (+51.9% yoy as of end-Jun) as well as personal loans for business (+18.7% yoy) while construction sector has seen a dip (-2.9%).

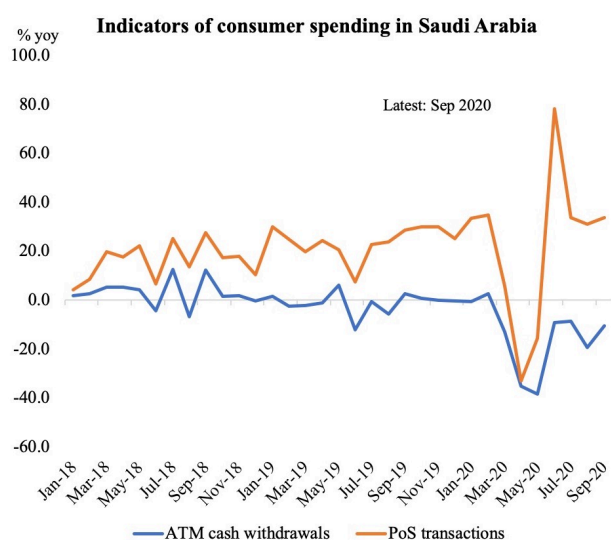


C  
h  
a  
r  
t  
4  
:  
I  
n  
d

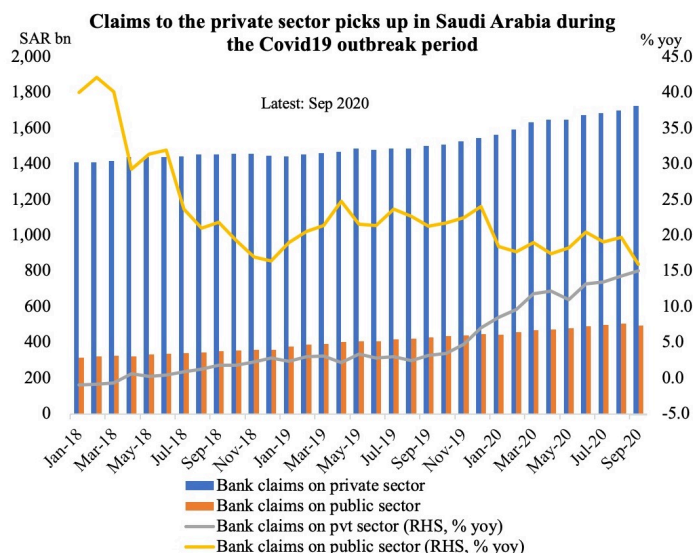
## icators of economic activity in Saudi Arabia

In contrast to the UAE, loans to the private sector has been edging up in Saudi Arabia, growing by an average 13.2% yoy during the Apr-Sep period. Proxy indicators for consumer spending – ATM withdrawals and PoS transactions – are on the rise post-lockdown. Ahead of the VAT hike to 15% in Jul, there was a surge in PoS transactions in Jun, which has since then stabilized. By category, food and beverage and restaurants and cafes, continue to post increases.

**Saudi Arabia published its first-ever flash estimates for GDP this week:** showing a 1.2% qoq increase in Q3, though in yoy terms, growth was still down by 4.2%.



Source: SAMA, Refinitiv Eikon, Nasser Saidi & Associates.

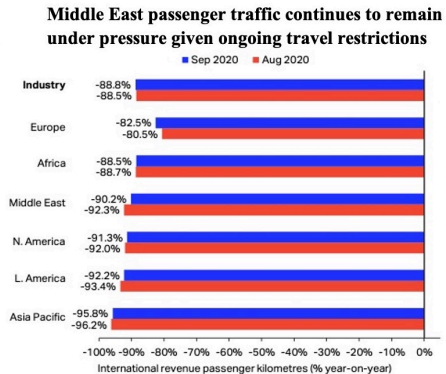
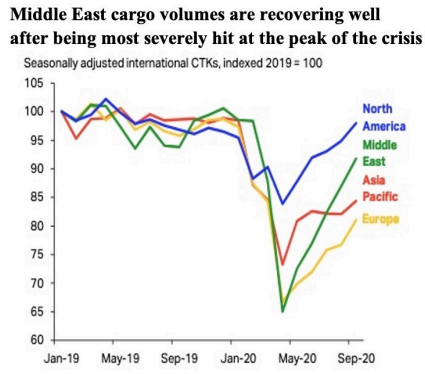
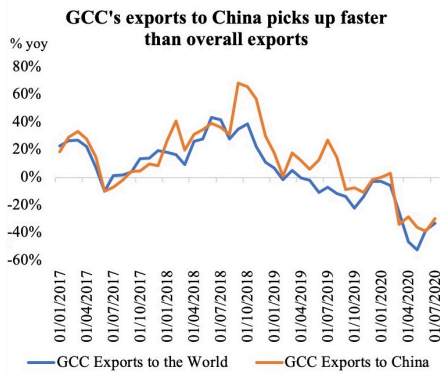


Charts: Linkages

## Linkages with the global economy

In linkages with the global economy, we consider

1. **Trade:** for the GCC region, there was a significant drop in overall trade with the world during the lockdown period. While exports have started to pick up again, the pace of exports to China are relatively faster.
2. **Passenger traffic:** though international revenue passenger kilometers in the Middle East improved slightly in Sep, it continues to be the worst affected globally in terms of year-to-date data (-68.7% till Sep), as travel restrictions remain. Resumption of domestic travel (e.g. Russia, China) has supported rebounds in some regions.
3. **Cargo volumes** (cargo tonne-kilometers or CTKs) show a clear V-shaped recovery for the Middle East, due to “added capacity” following the peak of the crisis, according to IATA.



by:

REFINITIV™  
R

# Weekly Insights 29 Sep 2020: Supporting the recovery of UAE's private sector (focus on SME finance)

*[This is an edited version of the post issued originally on 29th Sep; Table 1 & related text have been updated]*

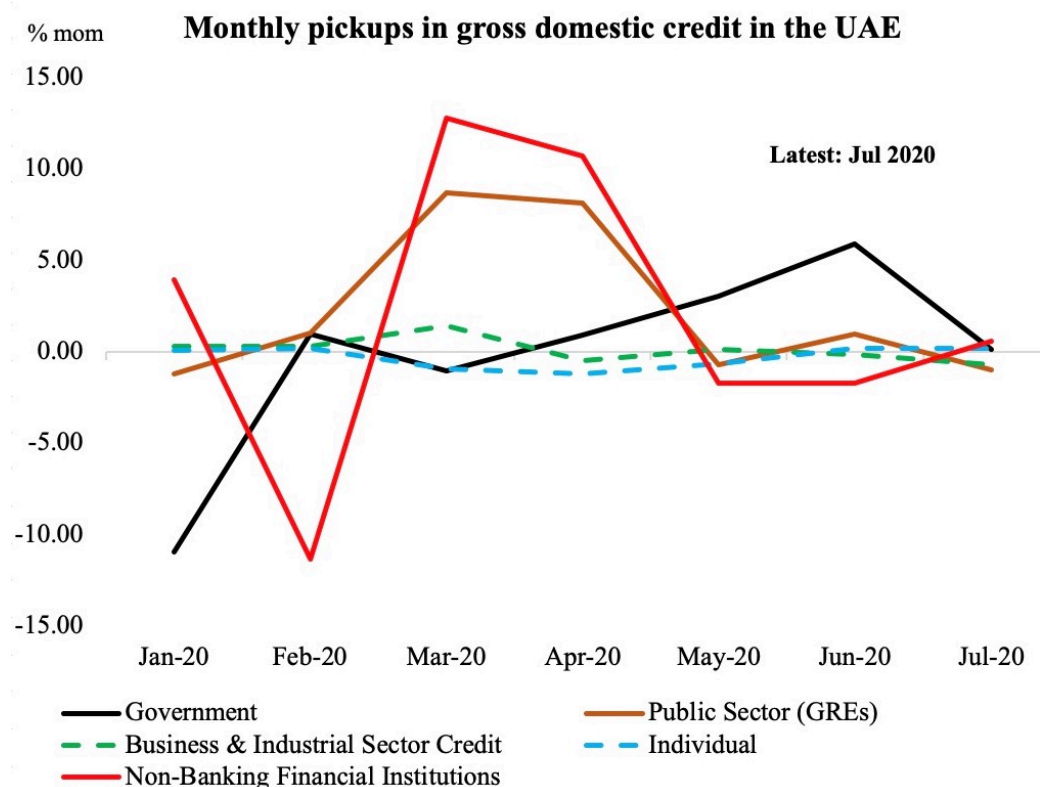
## Supporting the recovery of UAE's private sector: focus on SME finance

To support the UAE economy in the backdrop of Covid19, the central bank (since Mar 2020) has rolled out a number of measures including liquidity injection via loosening of banks' capital requirements, loan repayment deferrals and the Targeted Economic Support Scheme (TESS) among others. According to the UAE central bank, as of end-Jul, banks and financial institutions had availed AED 44.72bn worth of



interest-free loans (89.44% of total) as part of the TESS facility. It needs to be highlighted that banks used close to 95% of these funds towards postponing loan payments for the affected sectors. It was also disclosed separately that 300k individuals, 10k SMEs and more than 1500 private sector firms had used the economic stimulus.

The latest data from the UAE central bank shed some light on



Source: UAE Central Bank, Nasser Saidi & Associates

the broader credit movements: the accompanying chart shows the monthly changes in gross domestic credit. The dotted lines are credit to businesses and individuals (the private

sector) which show no substantial increases – in fact, it increased by an average 0.9% year-to-date (ytd) for businesses and dropped by 2.1% ytd for individuals. The uptick in lending to the public sector (government related entities) and government have been discussed previously [here](#) and [here](#), but the non-bank financial institutions (which include private equity & venture capital firms, other investment firms, alternative asset managers, insurance firms and others) has also witnessed a 11.8% rise in credit ytd. There is not much visibility of the activities of NBFIs in the UAE (in terms of publicly available data), and it is not clear if the SME customer segment, important for recovery, was catered to (via

consumer finance, SME financing & credit card products, to name a few).

However, at the risk of sounding like a broken record, the question is whether the package has achieved its goal of supporting the economy or whether it resulted in a crowding out of the private sector (businesses and individuals) in favour of the government, public sector & also the financial institutions? The UAE central bank's latest quarterly report does mention that MSMEs (Micro, Small and Medium Enterprises) benefitted from the economic package – highlighting the 10.4% yoy increase in lending in Q2 this year. But, at the end of the day, share of SME lending in total domestic lending was at 5.7% in Q2 (Q2 2019: 5.6%), lower than 5.9% share as of end-Q1.

**Table: Bank lending to MSMEs in the UAE**

<i>in AED bn, unless specified</i>	<b>Dec-19</b>	<b>Mar-20</b>	<b>Jun-20</b>	<b>% qoq (latest)</b>	<b>% ytd</b>
Microenterprises	11.4	10.9	10.5	-3.7%	-7.9%
Small enterprises	28.2	29.4	29.6	0.7%	5.0%
Medium enterprises	49.9	53.1	52.3	-1.5%	4.8%
Total lending to MSMEs	89.5	93.4	92.4	-1.1%	3.2%
Total lending to private sector	1134.6	1148.9	1139.4	-0.8%	0.4%
Total domestic lending	1592.6	1595	1626.9	2.0%	2.2%
Share of MSMEs as % of private sector lending	7.9%	8.1%	8.1%		
Share of MSMEs as % of domestic lending	5.6%	5.9%	5.7%		

*Source: UAE Central Bank, Nasser Saidi & Associates*

Additional data is beneficial: the tables below provide more details of bank lending to the MSMEs, segregated by micro, small and medium enterprises[\[1\]](#). Within the MSME segment, as of end-Q2, the largest share of loans was disbursed to medium-sized firms (56.6%) and close to 1/3-rd to the small enterprises.

The number of MSMEs in the UAE have increased by 3.9% qoq to 124,935 as of end-Jun – not surprising given the central bank's mandate of reduced duration for opening new SME accounts (all banks need to open accounts for SME customers within a maximum timeframe of two days, provided documentation

and AML/CTF obligations are met). The number of accounts in the micro- and small segments increased by 4.6% and 5% qoq in Q2. Nevertheless, if we consider the amount disbursed per firm, medium enterprises pocketed AED 1.76mn in Q2: this is 3.7 times the amount disbursed per small firm and more than 5.3 times the amount disbursed to microenterprises.

**Table: Number of MSMEs accounts at banks  
operating in the UAE**

	Mar-20	Jun-20
Microenterprises	30625	32021
Small enterprises	60150	63147
Medium enterprises	29137	29767
Total MSMEs	120272	124935

*Source: UAE Central Bank, Nasser Saidi & Associates*

The results are quite eye-opening, but not surprising (unfortunately): the GREs have benefitted in terms of the pace of overall domestic lending during the Covid19 period (remember that many of these firms are part of the sectors most affected by the pandemic!) and while lending to the SMEs has been dismal, within the SMEs, the medium-sized firms have benefitted the most. Considering how significant SMEs are to the UAE[\[2\]](#), it is imperative that financial institutions support them to bring the economy back on track. Some of the policies rolled out by the central bank had a 6-month deadline, and since no announcements have been made (yet) regarding extensions, anecdotal evidence points to banks winding down loan repayment deferrals and similar policies (for businesses/ individuals).

With the economy not yet back on the pre-Covid19 track, and the central bank's own call of a 4.5% decline in non-oil GDP this year, targeted policy stimulus measures need to continue. With rising indebtedness of both individuals (due to job losses or pay cuts) and businesses (directly and indirectly affected by Covid19), there are likely to be spillovers into the financial sector via rising non-performing loans.



Furthermore, as companies wind down operations in the near- to medium-term, nascent insolvency and bankruptcy frameworks in the UAE are likely to be tested. According to the World Bank Doing Business 2020 report's resolving insolvency sub-category, the UAE's recovery rate was 27.7 cents on the dollar (vs OECD high income nation's average of 70.2 and MENA average of 27.3), at a cost of 20% of the estate (vs 9.3 in OECD and 14% in MENA), taking 3.2 years to resolve (vs OECD's 1.7 and MENA's 2.7) [\[31\]](#). However, the strength of the insolvency framework – given recent but untested legislation – stood at an impressive 11 (out of a total score of 16; compares to the OECD average of 11.9 and higher than MENA's 6.3).

### **Support of the private sector is critical for economic recovery**

To provide adequate ongoing backing to the private sector (including the SMEs) is essential. What policy measures need to be in place? (a non-exhaustive list)

- Banking sector continues to support the private sector via reduced bank charges and fees, reduction in minimum balance requirements, zero-interest instalment plans etc.; of course, banks' compliance/regulatory departments need to ensure that firms they lend to follow practices of good financial reporting and governance.
- Limited funding to SMEs from the banking sector is likely to continue, given the current status of opaque information/ reporting/ data. Lack of collateral and issues of transparency are oft-cited constraints to SME lending in the region. The recently announced *credit guarantees* for loans to SMEs is likely to provide support and if successful, could be continued at a nominal rate. Open lines of communication with the credit bureaus can help manage credit risks and ease SME's access to credit. Two ways to resolve the issue of collateral: 1. Expand the nature of acceptable

collateral to both movables and immovables; 2. Establish transparent, blockchain-based collateral registries/platforms. Furthermore, an SME rating agency (like in India) could provide additional information to lenders. Resolving this constraint alone could kickstart a new wave of entrepreneurship in the country.

- Backing from the government can come via a simple move like reducing the cost of doing business (various free zones have reduced fees and related charges for a short period) or ensuring no payment delays or boosting specific sectors (Abu Dhabi's recent announcement to develop AgriTech) or through a wider mandate by instructing the various sovereign wealth funds to invest in local companies, through a dedicated fund, based on best practices.
- Leapfrog on the massive changes Covid19 has brought about in the adoption of technology: varied e-commerce offerings, such as helping SMEs establish interactive websites, to creating innovative payment systems to neo-banking options. Alongside embracing the technology and greater digitalisation, it is necessary to also invest in and create the right ecosystem (bringing together the necessary skillset, retraining existing employees, reducing set-up and ongoing/ recurring business costs etc.).

[\[1\]](#) *The UAE central bank expanded the definition of SMEs so that a larger segment will be in a position to qualify for SME lending.*

[\[2\]](#) *According to Ministry of Economy, the SME sector represents more than 94% of total firms operating in the UAE, accounting for more than 86% of the private sector's workforce. In Dubai alone, SMEs make up nearly 95% of all companies, employing 42% of the workforce and contributing ~40% to Dubai's GDP.*

[\[3\]](#)

<https://www.doingbusiness.org/content/dam/doingBusiness/country/u/united-arab-emirates/ARE.pdf>

**Powered by:**

REFINITIV<sup>™</sup>

